

200 A

DECONTACTOR™ DX2

U MAX
750 V AC
750 V DC

MARECHAL ELECTRIC FRANCE

Ex II 2 G D Ex de IIC tD A21
-40 °C ≤ Ta ≤ +60 °C T3 T91 °C
IECEx LCI 09.0015/LCIE 04 ATEX 6038

INSTRUCTIONS FOR USE



IP65
IP66



50 mm² (1)
70 mm² (2)



METAL



IK10



-40 °C
+60 °C



ATEX



1, 2,
21, 22



EMC

(1) Flexible wiring.
(2) Stranded wiring.



Other configurations
on request.

Locking position
connected or
disconnected by
lockable shaft.

STANDARDS

International and European
IEC/EN standards

60079-0, 60079-1, 60079-7, 60079-31, 60309-1, 60309-4,

Protection mode

de, tD



Each socket-outlet
must be associated
with a box or a handle.

SOCKET-OUTLET
female
DX2



**INCLINED
APPLIANCE**
inlet
DX2




PLUG
male
DX2




380-440 V AC	3P+E	2674013	2676013	36-48 mm	2671013
380-440 V AC	3P+N+E	2674017	2676017	36-48 mm	2671017

► Other currents, voltages, frequencies and contact configurations are available (see page 21).

REFERENCES AND ACCESSORIES

WALL BOX	Cable gland entry	Cable outer Ø	Reference
WALL BOX METAL 90° EX METAL CABLE GLAND INCLUDED*			
	M63	36-48 mm	267AB53

* Optional versions for earth continuity are available, please contact us

HANDLES	Cable gland entry	Cable outer Ø	Reference
STRAIGHT HANDLE METAL BOX EX METAL CABLE GLAND INCLUDED*			
	M63	36-48 mm	267A963

OPTIONS	Reference
INLET CAP IP65	
	267A926

ELECTROMAGNETIC COMPATIBILITY (EMC)

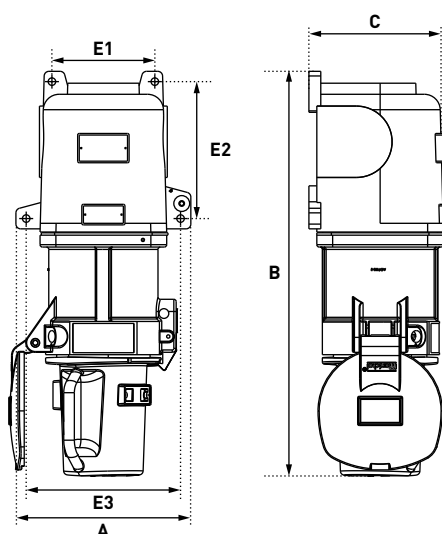
Please order a metal threaded accessory herewith, together with a EMC cable gland to be found on page 348.

DRAWINGS AND DIMENSIONS



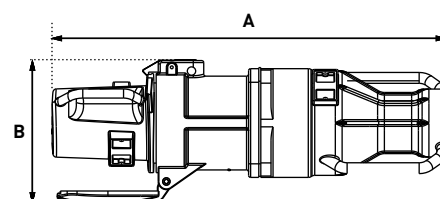
DOWNLOAD
THE DRAWINGS
ON OUR WEBSITE
marechal.com

PLUG ON WALL MOUNTED SOCKET-OUTLET



A	B	C	E1	E2	E3
221	511	173	130	173	195

COUPLER



A	B	C
582	212	160